

CERES TURF, INC.

A wide-angle photograph of a golf course under a clear blue sky. The foreground shows a green fairway with a distinct diagonal pattern, likely from a turf reel. In the middle ground, there's a sand trap and a small pond. The background is filled with a dense line of tall, green trees.

**Attention to Detail
Quality by Design**

REELS

BEDKNIVES

TINES

**2024
CATALOG**



VIPER NOSE®

CTI

Vipers

A GROUND BREAKING FAMILY



Read on to see why so many have moved to Viper Quads instead of round nose Quads!

910-256-8974
www.ceresturf.com



Ceres Turf, Inc.
P.O. Box 12447
Wilmington, NC 28405

CTI

Vipers

A GROUND BREAKING FAMILY



VIPER NOSE

TESTIMONIALS

< Golf Course Maintenance

1/8 inch Viper Quads on 5 blocks leading Competitor on one block using Toro 648. Your version pulled significantly more material than the others. **THE WINNER WAS CLEAR!**



< Golf Course Maintenance

Doing a test with some new 3/8 tines today and the results are night and day. I've never cut a core on ultradwarf that good that small. I'll post more when the manufacturer ok's it, but a **DEFINITE GAME CHANGER.**



< Premier, Private NY Club

Tested 1/8 inch Viper Quad against 3 Top competitors...Your version pulled **SIGNIFICANTLY MORE** material than the other two.



< Superintendent from Top US Golf Course

Viper Nose compared on the left to a round nose 3/8 inch quad on the right. **RESULTS WERE ASTOUNDING!**





CONTENTS

1/8" Viper Quads 2
 Viper Nose Family Testimonials 3

CONVENTIONAL AERIFICATION TINES

Selecting the Correct Tine 5
 Product Overview – Tines 6
 John Deere / Toro - 3/8" Quad Mounts 7 & 8
 John Deere / Toro - L-Shaped Needle Tines & 3/8" Mount Solids 9
 John Deere / Toro - 3/8" Mount Talon & Vent Tines 10
 John Deere / Toro - 3/4" Mount Coring Tines 11 & 12
 John Deere / Toro - 3/4" Mount Solid Round 13
 John Deere / Toro - 3/4" Mount Talon & Vent 14
 John Deere / Toro - 7/8" Mount Coring & Round Solid 15
 Ryan / Jacobsen - Viper Nose Quad & Coring Tines 16
 Ryan / Jacobsen - Solid Round, Talon, Vent 17

DEEP TINES

Redexim Verti-Drain Coring 18 & 19
 Redexim Verti-Drain Vent 20
 Redexim Verti-Drain / Toro Solid 21
 Toro SR 22
 Wiedenmann Coring 23
 Wiedenmann Coring 24

BEDKNIVES

Product Overview – Reels / Bedknives 25
 Toro Bedknives for Greens 26
 Toro Bedknives for Fairways 27
 John Deere Bedknives 28 & 29
 Jacobsen Bedknives 30

REELS

Toro Reels 31
 John Deere Reels 32
 Jacobsen Reels 33

ROTARY MOWER BLADES FROM OREGON®

(all rotary blades made by Oregon®, Portland, OR USA)

Rotary Mower Blades 34 & 35
 Rotary Mower Blades 36
 Other Available Products 37
 Specialty Parts 38 – 40
 Warranty & Tine Measurement Chart 41
 Ceres Cottage Ad 42 & 43

THINGS TO CONSIDER BEFORE YOU ORDER TINES

- 1. What size and type of tine do you want?** Do you plan to only aerify greens or include collars, apron and tee's; or perhaps Fairways too? Each location poses an increasing degree of potential abrasion and risk of tine failure. A tine may be perfect for greens but a failure on tees due to size or wall thickness (strength).
- 2. Tines are like a 'finger print' since they tell you so much about how an aerifier is performing.** If an aerifier is in need of a complete 'refurb', the tines will show excessive side wear. If the tine is 'dragging' it will show more 'side wear' at the tip and the mouth of the hole will be elongated. Dragging is caused when an aerifier moves too fast for the length of the tine. Check the 'head', if there is more than an inch of 'play', there could be a problem.
- 3. Know what tines have been previously used and to what depth?** If you want to use a 6" coring tine to full depth but have never cored below 3", there will be consequences. The top 3" would be loose, granular and there is likely a 'hard pan' at the 3" level resulting in significant increases in abrasion and possible breakage. Each 1/2" below the lowest previous core-level increase the abrasion resulting in reduced longevity. A good 'rule of thumb' is 1" additional depth below will reduce the life by 25-35%.
- 4. Know the aerification history and expectation?** Is longevity a primary issue or is improved agronomics the primary goal? CTI may have four or five very different tines of nearly identical size, but with vastly different performance. A carbide tipped tine will offer significant longevity, but with significantly less material removes and a longer 'grow-in'. CTI VIPER tines provide an excellent 'cut' and core with little chance of 'plugging'.
- 5. What is the 'soil profile' down to a depth of 8 inches? When was the last 'rebuild'?** Do you have 'USGA Spec' greens and fairways? Is there a 'black layer', rocks, or a significant organic layer with 'sealing off'?
- 6. What aerifier do you have? How is it used?** The 'pattern' used when aerifying can be a determinant factor. What is the tine 'spacing'? A Toro 648 run at high speed will wear out a 6" tine much faster than if set at 2650 RPM.
- 7. What is the wall thickness of the coring tines?** Using 0.072" as a benchmark, one should get 8-12 greens with a 5" tine going to 3" in core depth at a moderate speed and standard abrasion. A thicker wall, say 0.095" would significantly increase the longevity. A carbide tip should complete all 18 greens under normal conditions. Thinner walls reduce longevity at a significant rate as does an increased core depth.
- 8. The 'type' of sand and level of topdressing** is a determinate. The amount of abrasion between different sands can reduce the tine life by as much as 50% or more.
- 9. The 1/8" and the new 1/5" VIPER Quad tines** offer excellent thatch and organics removal, they should last all 18 greens if only pushed to 1-1.5". If used to the full core depth (3.3") the longevity can be anywhere from 4 to 9 greens on average. A Phoenix option offers increased longevity by 50-100%.

When in doubt, call our office and ask a Technical Support Representative for guidance; we will be glad to help. We know our tines and a little information could save you time and expense. +1 910-256-8974

TOLL FREE 866-929-9916 PHN 910-256-8974

All prices are subject to change. Refer to our website to confirm prices: www.ceresturf.com



VIPER NOSE TINES

Viper Nose Tines have a new and unique beveled tip that provides many exceptional benefits. Viper Nose tines will pull up more material and last longer than similar round nose Quads and Coring tines. A full array of these exceptional tines is now available. They truly are a 'Game Changer'.



VENT TINES

(Bayonet or Slicing tines)

Our Vent tines are a modified Talon design where the hole remains open and continues to provide gas and water exchange. Vent tines offer exceptional plant respiration benefits for up to three weeks. Vent tines promote drainage and prepare surfaces for sodding, hot spots, or as a pre-seeding prep process due to minimal soil disruption. Resume play immediately after an aerification with little or no impact on putting.



PHOENIX TINES

CTI Phoenix technology offers many remarkable benefits to the aerification process. Previously, you had to choose between a long-life, durable carbide tipped coring tine, or a clean efficient cut and core with a standard heat treated tine. Phoenix provides both including significantly reduced 'grow-in' period and rust resistance for longer life. Phoenix tines offer greatly improved cost/longevity benefit ratio. For more info on our Phoenix technology, see *How is Phoenix Better* at www.ceresturf.com.

CTI CORING TINES

CTI is the first to use 4140, solid rod alloy steel for its standard coring tines - a far stronger and more durable option than tubular steel. Making tines of solid rod material is more costly but makes it possible to add additional material at wear points for extra strength and longevity. CTI has a new line of top-eject coring tines.



SOLID L-SHAPED TINES

All 'L' tines are made of 4140 alloy steel and heat treated to optimum industry standards.



DEEP CORING TINES

(Redexim; Toro SR; Wiedennman)

CTI has improved the Deep Coring tine by using a single piece of solid 4140 alloy steel - unlike other companies who construct tines in a two piece design with a shank and hollow tube (joined by a roll-pin). Solid 4140 steel alloy is a stronger, more durable choice compared to hollow 4130. Our Deep Tines also come in Phoenix options.



SOLID ROUND TINES

Solid round tines are made of 4140 alloy steel and designed to provide the longest life possible for an outstanding value. The individual design of each tine is a result of years of research and customer feedback.



TALON TINES

(Cross tines)

Our Talon tines are designed to maximize surface area and minimize plant trauma to provide the optimum gas and water exchange. There is so little disturbance to the green that it is possible to resume play immediately after an aerification with little or no impact on putting. The 'root severing' action promotes root branching for a stronger, healthier root mass.



3/8" Mount

Part #	Core Diameter	Total Length	Outside Diameter	Wall Thickness
--------	---------------	--------------	------------------	----------------

VIPER NOSE QUAD TINES

1QV-134337	.160" / 4.1mm	4.36" / 110.7mm	.275" / 7.0mm	.040" / 1.0mm
1QV-204337	.196" / 5.0mm	4.36" / 110.7mm	.315" / 8.0mm	.040" / 1.0mm
1QV-255037	.250" / 6.4mm	5" / 127.0mm	.376" / 9.6mm	.063" / 1.6mm
1QV-375037	.310" / 7.9mm	5" / 127.0mm	.454" / 11.6mm	.072" / 1.8mm
1QV-376037	.310" / 7.9mm	6" / 152.4mm	.454" / 11.6mm	.072" / 1.8mm
1QV-525037	.418" / 10.6mm	5" / 127.0mm	.562" / 14.3mm	.072" / 1.8mm
1QV-526037	.418" / 10.6mm	6" / 152.4mm	.562" / 14.3mm	.072" / 1.8mm
1QV-625037	.481" / 12.2mm	5" / 127.0mm	.625" / 15.9mm	.072" / 1.8mm
1QV-626037	.481" / 12.2mm	6" / 152.4mm	.625" / 15.9mm	.072" / 1.8mm

PHOENIX VIPER NOSE QUAD TINES

1QVP-134337	.160" / 4.1mm	4.36" / 110.7mm	.275" / 7.0mm	.040" / 1.0mm
1QVP-204337	.196" / 5.0mm	4.36" / 110.7mm	.315" / 8.0mm	.040" / 1.0mm
1QVP-255037	.250" / 6.4mm	5" / 127.0mm	.392" / 10.0mm	.063" / 1.6mm
1QVP-375037	.310" / 7.9mm	5" / 127.0mm	.454" / 11.6mm	.072" / 1.8mm
1QVP-525037	.418" / 10.6mm	5" / 127.0mm	.562" / 14.3mm	.072" / 1.8mm
1QVP-526037	.418" / 10.6mm	6" / 152.4mm	.562" / 14.3mm	.072" / 1.8mm
1QVP-625037	.481" / 12.2mm	5" / 127.0mm	.625" / 15.9mm	.072" / 1.8mm
1QVP-626037	.481" / 12.2mm	6" / 152.4mm	.625" / 15.9mm	.072" / 1.8mm

JOHN DEERE® / TORO® (will fit)

JOHN DEERE® / TORO® (will fit)



3/8" Mount

Part #	Core Diameter	Total Length	Outside Diameter	Wall Thickness
--------	---------------	--------------	------------------	----------------

PREMIUM QUAD TINES

1Q-255037	.266" / 6.8mm	5" / 127.0mm	.392" / 10.0mm	.063" / 1.6mm
1Q-375037	.310" / 7.9mm	5" / 127.0mm	.454" / 11.6mm	.072" / 1.8mm
1Q-376037	.310" / 7.9mm	6" / 152.4mm	.454" / 11.6mm	.072" / 1.8mm
1Q-525037	.418" / 10.6mm	5" / 127.0mm	.562" / 14.3mm	.072" / 1.8mm
1Q-526037	.418" / 10.6mm	6" / 152.4mm	.562" / 14.3mm	.072" / 1.8mm
1Q-625037	.481" / 12.2mm	5" / 127.0mm	.625" / 15.9mm	.072" / 1.8mm
1Q-626037	.481" / 12.2mm	6" / 152.4mm	.625" / 15.9mm	.072" / 1.8mm



CARBIDE QUAD TINES

1QC-255037	.250" / 6.4mm	5" / 127.0mm	.380" / 9.7mm	.065" / 1.7mm
1QC-375037	.325" / 8.3mm	5" / 127.0mm	.455" / 11.6mm	.065" / 1.7mm
1QC-525037	.400" / 10.2mm	5" / 127.0mm	.530" / 13.5mm	.065" / 1.7mm
1QC-526037	.400" / 10.2mm	6" / 152.4mm	.530" / 13.5mm	.065" / 1.7mm
1QC-625037	.465" / 11.8mm	5.3" / 134.6mm	.609" / 15.5mm	.072" / 1.8mm
1QC-626037	.465" / 11.8mm	6" / 152.4mm	.609" / 15.5mm	.072" / 1.8mm

(will fit) JOHN DEERE® / TORO®

JOHN DEERE® / TORO® (will fit)

Solid L-Shaped Needle Tines



Toro

Part #	Diameter	Length
2E-206520	.1875" / 4.8mm	6.5" / 165.1mm
2E-317531	.3125" / 7.9mm	7.5" / 190.5mm

John Deere

2E-204920	.1875" / 4.8mm	4.875" / 123.8mm
2E-314931	.3125" / 7.9mm	4.875" / 123.8mm

3/8" Mount Solid Round Tines



2-204537	.20" / 5.1mm	4.5" / 114.3mm	
2-205537	.20" / 5.1mm	5.5" / 139.7mm	
2-254037	.25" / 6.4mm	4" / 101.6mm	
2-255037	.25" / 6.4mm	5" / 127.0mm	
2P-255037	.25" / 6.4mm	5" / 127.0mm	
2-256037	.25" / 6.4mm	6" / 152.4mm	
2P-256037	.25" / 6.4mm	6" / 152.4mm	
2-375037	.375" / 9.5mm	5" / 127.0mm	
2P-375037	.375" / 9.5mm	5" / 127.0mm	
2-376037	.375" / 9.5mm	6" / 152.4mm	
2P-376037	.375" / 9.5mm	6" / 152.4mm	
2-506037	.50" / 12.7mm	6" / 152.4mm	
2-626037	.625" / 15.9mm	6" / 152.4mm	

JOHN DEERE® / TORO® (will fit)

JOHN DEERE® / TORO® (will fit)

3/8" Mount (continued)

Solid Talon Tines



Part #	Diameter	Length
2T-376037	.375" / 9.5mm	6" / 152.4mm
2T-504737	.5" / 12.7mm	4.75" / 120.7mm
2T-506037	.5" / 12.7mm	6" / 152.4mm
2T-754737	.75" / 19.1mm	4.75" / 120.7mm

Solid Venting Tines



2V-626037	.625" / 15.9mm	6" / 152.4mm
2V-755037	.75" / 19.1mm	5" / 127.0mm
2V-756037	.75" / 19.1mm	6" / 152.4mm
2V-757037	.75" / 19.1mm	7" / 177.8mm

(will fit) JOHN DEERE® / TORO®

JOHN DEERE® / TORO® (will fit)

3/4" Mount



Part #	Core Diameter	Total Length	Outside Diameter	Wall Thickness
TUBULAR TOP-EJECT ALLOY CORING TINES				
1-505575	0.400" / 10.2mm	5.5" / 139.7mm	.544" / 13.8mm	.072" / 1.8mm
1-625575	0.490" / 12.4mm	5.5" / 139.7mm	.634" / 16.1mm	.072" / 1.8mm
1-626075	0.490" / 12.4mm	6" / 152.4mm	.634" / 16.1mm	.072" / 1.8mm



VIPER NOSE CORING TINES

1SV-505075	0.398" / 10.1mm	5" / 127.0mm	.542" / 13.8mm	.072" / 1.8mm
1SV-506075	0.398" / 10.1mm	6" / 152.4mm	.542" / 13.8mm	.072" / 1.8mm
1SV-625075	0.478" / 12.1mm	5" / 127.0mm	.622" / 15.8mm	.072" / 1.8mm
1SV-626075	0.478" / 12.1mm	6" / 152.4mm	.622" / 15.8mm	.072" / 1.8mm



MACHINE ALLOY SIDE-EJECTS CORING TINES

1S-375575	0.285" / 7.2mm	5.5" / 139.7mm	.429" / 10.9mm	.072" / 1.8mm
1S-505075	0.398" / 10.1mm	5" / 127.0mm	.542" / 13.8mm	.072" / 1.8mm
1S-506075	0.398" / 10.1mm	6" / 152.4mm	.542" / 13.8mm	.072" / 1.8mm
1S-624575	0.478" / 12.1mm	4.5" / 114.3mm	.622" / 15.8mm	.072" / 1.8mm
1S-625075	0.478" / 12.1mm	5" / 127.0mm	.622" / 15.8mm	.072" / 1.8mm
1S-626075	0.478" / 12.1mm	6" / 152.4mm	.622" / 15.8mm	.072" / 1.8mm
1F-756075	0.521" / 13.2mm	6" / 152.4mm	.741" / 18.8mm	.110" / 2.8mm
1FP-756075	0.521" / 13.2mm	6" / 152.4mm	.741" / 18.8mm	.110" / 2.8mm
1F-876075	0.606" / 15.4mm	6" / 152.4mm	.866" / 22.0mm	.130" / 3.3mm

JOHN DEERE® / TORO® (will fit)

3/4" Mount (continued)



Part #	Core Diameter	Total Length	Outside Diameter	Wall Thickness
--------	---------------	--------------	------------------	----------------

PHOENIX VIPER CORING TINES

1SVP-505075	0.398" / 10.1mm	5" / 127.0mm	.542" / 13.8mm	.072" / 1.8mm
1SVP-506075	0.398" / 10.1mm	6" / 152.4mm	.542" / 13.8mm	.072" / 1.8mm
1SVP-625075	0.478" / 12.1mm	5" / 127.0mm	.622" / 15.8mm	.072" / 1.8mm
1SVP-626075	0.478" / 12.1mm	6" / 152.4mm	.622" / 15.8mm	.072" / 1.8mm



CARBIDE CORING TINES

1CS-375075	.270" / 6.9mm	5" / 127.0mm	.400" / 10.2mm	.065" / 1.7mm
1CS-376075	.270" / 6.9mm	5.75" / 146.1mm	.400" / 10.2mm	.065" / 1.7mm
1CS-505075	.400" / 10.2mm	5" / 127.0mm	.530" / 13.5mm	.065" / 1.7mm
1CS-506075	.400" / 10.2mm	5.75" / 146.1mm	.530" / 13.5mm	.065" / 1.7mm
1CS-625075	.480" / 12.2mm	5" / 127.0mm	.610" / 15.5mm	.065" / 1.7mm
1CS-626075	.480" / 12.2mm	5.75" / 146.1mm	.610" / 15.5mm	.065" / 1.7mm
1FCH-816075	.490" / 12.4mm	6" / 152.4mm	.700" / 17.8mm	.105" / 2.7mm
1FC-756075	.490" / 12.4mm	6" / 152.4mm	.700" / 17.8mm	.105" / 2.7mm



ECONOMY CORING TINES

1E-755775	.620" / 15.7mm	5.75" / 146.1mm	.875" / 22.2mm	.134" / 3.4mm
1E-625775	.540" / 13.7mm	5.75" / 146.1mm	.800" / 20.3mm	.120" / 3.0mm

JOHN DEERE® / TORO® (will fit)

3/4" Mount (continued)

Solid Round Tines



Part #	Diameter	Length
--------	----------	--------

2-255075	.25" / 6.4mm	5" / 127.0mm
2-256075	.25" / 6.4mm	6" / 152.4mm
2-375075	.375" / 9.5mm	5" / 127.0mm
2-376075	.375" / 9.5mm	6" / 152.4mm
2-505075	.5" / 12.7mm	5" / 127.0mm
2-506075	.5" / 12.7mm	6" / 152.4mm
2-507075	.5" / 12.7mm	7" / 177.8mm
2-625075	.625" / 15.9mm	5" / 127.0mm
2-626075	.625" / 15.9mm	6" / 152.4mm
2-627075	.625" / 15.9mm	7" / 177.8mm
2-755075	.75" / 19.1mm	5" / 127.0mm
2-756075	.75" / 19.1mm	6" / 152.4mm
2-757075	.75" / 19.1mm	7" / 177.8mm
2-106075	1" / 25.4mm	6" / 152.4mm

JOHN DEERE® / TORO® (will fit)

JOHN DEERE® / TORO® (will fit)

JOHN DEERE® / TORO® (will fit)

JOHN DEERE® / TORO® (will fit)

3/4" Mount (continued)

Solid Talon Tines



Part #	Diameter	Length
2T-376075	.375" / 9.5mm	6" / 152.4mm
2T-506075	.5" / 12.7mm	6" / 152.4mm
2T-756075	.75" / 19.1mm	6" / 152.4mm
2T-106075	1.0" / 25.4mm	6" / 152.4mm

Solid Venting Tines



2V-755075	.75" / 19.1mm	5" / 127.0mm
2V-756075	.75" / 19.1mm	6" / 152.4mm
2V-757075	.75" / 19.1mm	7" / 177.8mm

JOHN DEERE® / TORO® (will fit)

JOHN DEERE® / TORO® (will fit)

7/8" Mount



Part #	Core Diameter	Total Length	Outside Diameter	Wall Thickness
--------	---------------	--------------	------------------	----------------

PREMIUM CORING TINES

1F-756087	.521" / 13.2mm	6" / 152.4mm	.741" / 18.8mm	.110" / 2.8mm
1F-876087	.606" / 15.4mm	6" / 152.4mm	.866" / 22.0mm	.130" / 3.3mm

PHOENIX CORING TINES

1FP-876087	.606" / 15.4mm	6" / 152.4mm	.866" / 22.0mm	.130" / 3.3mm
------------	----------------	--------------	----------------	---------------

CARBIDE CORING TINES

1FCH-875587	.590" / 15.0mm	5.55" / 141.0mm	.830" / 21.1mm	.120" / 3.0mm
-------------	----------------	-----------------	----------------	---------------



ECONOMY CORING TINES

1E-755787	.620" / 15.7mm	5.75" / 146.1mm	.875" / 22.2mm	.134" / 3.4mm
1E-625787	.540" / 13.7mm	5.75" / 146.1mm	.800" / 20.3mm	.120" / 3.0mm

7/8" Mount

Solid Round Tines



Part #	Diameter	Length
2-756087	.75" / 19.1mm	6" / 152.4mm
2-757087	.75" / 19.1mm	7" / 177.8mm
2-876087	.875" / 22.2mm	6" / 152.4mm
2-877087	.875" / 22.2mm	7" / 177.8mm

RYAN GA®(JACOBSEN)_(will fit)

1/2" Mount



Part #	Core Diameter	Total Length	Outside Diameter	Wall Thickness
--------	---------------	--------------	------------------	----------------

VIPER NOSE QUAD TINES

1QV-254550	.266" / 6.8mm	4.5" / 114.3mm	.392" / 10.1mm	.063" / 1.6mm
1QV-374550	.310" / 7.9mm	4.5" / 114.3mm	.454" / 11.5mm	.072" / 1.8mm
1QV-524550	.418" / 10.6mm	4.5" / 114.3mm	.562" / 14.3mm	.072" / 1.8mm

5/8" Mount

CARBIDE CORING TINES

1CS-374562	.270" / 6.9mm	4.5" / 114.3mm	.404" / 10.3mm	.067" / 1.7mm
------------	---------------	----------------	----------------	---------------

3/4" Mount



CORING TINES

1S-624575	0.478" / 12.1mm	4.5" / 114.3mm	.622" / 15.8mm	.072" / 1.8mm
-----------	-----------------	----------------	----------------	---------------

RYAN GA®(JACOBSEN)_(will fit)

1/2" Mount _(continued)

Solid Round Tines



Part #	Diameter	Length
2-255050	.250" / 6.4mm	5" / 127.0mm
2-375050	.375" / 9.5mm	5" / 127.0mm

Solid Talon Tines



2T-374750	.375" / 9.5mm	4.75" / 120.7mm
-----------	---------------	-----------------

Solid Venting Tines



2V-754750	.750" / 12.7mm	4.75" / 120.7mm
-----------	----------------	-----------------

5/8" Mount

Solid Venting Tines

2V-754762	.750" / 12.7mm	4.75" / 120.7mm
-----------	----------------	-----------------

See additional 3/4 mount solid tine options with the John Deere/ Toro tines

REDEXIM VERTI-DRAIN® (will fit)

3/16" Mount



Part #	Core Diameter	Total Length	Outside Diameter	Wall Thickness
1/8" VIPER NOSE QUAD TINE				
1DV-134319	.160" / 4.1mm	4.36" / 110.7mm	.275" / 7.0mm	.040" / 1.0mm

5/16" Mount



Part #	Core Diameter	Total Length	Outside Diameter	Wall Thickness
1/8" VIPER NOSE QUAD TINE				
1DV-134331	.160" / 4.1mm	4.36" / 110.7mm	.275" / 7.0mm	.040" / 1.0mm

PREMIUM CORING TINES

1D-376031	.266" / 6.8mm	6" / 152.4mm	.392" / 10.0mm	.063" / 1.6mm
-----------	---------------	--------------	----------------	---------------

CARBIDE CORING TINES

1DC-376031	.240" / 6.1mm	6.125" / 155.6mm	.360" / 9.1mm	.060" / 1.5mm
------------	---------------	------------------	---------------	---------------

REDEXIM VERTI-DRAIN® (will fit)

12mm Mount



Part #	Core Diameter	Total Length	Tube Length	Outside Diameter	Wall Thickness
PREMIUM CORING TINES					
1D-628247	.390" / 9.9mm	8.2" / 208.3mm	7" / 177.8mm	.540" / 13.7mm	.075" / 1.9mm
1D-817347	.461" / 11.7mm	7.2" / 182.9mm	6" / 152.4mm	.671" / 17.0mm	.105" / 2.7mm
1D-819347	.461" / 11.7mm	9.2" / 233.7mm	8" / 203.2mm	.671" / 17.0mm	.105" / 2.7mm
1D-8111347	.461" / 11.7mm	11.2" / 284.5mm	10" / 254.0mm	.671" / 17.0mm	.105" / 2.7mm

CARBIDE CORING TINES

1DC-628247	.395" / 10.0mm	8.375" / 212.7mm	7.375" (187.3mm)	.535" / 13.6mm	.070" / 1.8mm
------------	----------------	------------------	------------------	----------------	---------------



VIPER DEEP CORING TINE

1DV-626247	.390" / 9.9mm	6.2" / 157.5mm	5" / 127.0mm	.540" / 13.7mm	.075" / 1.9mm
1DV-628247	.390" / 9.9mm	8.2" / 208.3mm	7" / 177.8mm	.540" / 13.7mm	.075" / 1.9mm

18mm Mount



1D-1011770	.606" / 15.4mm	10.75" / 273.1mm	9" / 228.6mm	.866" / 22.0mm	.130" / 3.3mm
------------	----------------	------------------	--------------	----------------	---------------

REDEXIM VERTI-DRAIN® (will fit)

REDEXIM VERTI-DRAIN® (will fit)

REDEXIM VERTI-DRAIN® (will fit)

Deep Vent Tines



Part #	Diameter	Length
--------	----------	--------

12mm Mount

2V-757047	.750" / 19.1mm	7" / 177.8mm
2V-759547	.750" / 19.1mm	9.5" / 241.3mm

18mm Mount

2V-7511070	.750" / 19.1mm	11" / 279.4mm
------------	----------------	---------------

REDEXIM VERTI-DRAIN® (will fit)

REDEXIM VERTI-DRAIN®/TORO SR® (will fit)

Deep Solid Round Tines



Part #	Diameter	Length
--------	----------	--------

5/16" Mount

2-318031	.3125" / 7.9mm	8" / 203.2mm
2-3110031	.3125" / 7.9mm	10" / 254.0mm
2-3111531	.3125" / 7.9mm	11.5" / 292.1mm

12mm Mount

2-478047	.500" / 12.7mm	8" / 203.2mm
2-4710047	.500" / 12.7mm	10" / 254.0mm
2-4712047	.500" / 12.7mm	12" / 304.8mm
2-4714047	.500" / 12.7mm	14" / 355.6mm
2-6212547	.625" / 15.9mm	12.5" / 317.5mm

18mm Mount

2-7012770	.750" / 19.1mm	12.75" / 323.9mm
2-7014870	.750" / 19.1mm	14.75" / 374.7mm
2-7016870	.750" / 19.1mm	16.75" / 425.5mm

24mm Dimple Mount for Verti-Drain Only

2-1014010	1" / 25.4mm	14" / 355.6mm
2-1016010	1" / 25.4mm	16" / 406.4mm
2-1018010	1" / 25.4mm	18" / 457.2mm

REDEXIM VERTI-DRAIN®/TORO SR® (will fit)

TORO SR® (will fit)

Deep Coring Tines



Part #	Core Diameter	Total Length	Tube Length	Outside Diameter	Wall Thickness
--------	---------------	--------------	-------------	------------------	----------------

12mm Mount

PREMIUM CORING TINES

1D-629047	.390" / 9.9mm	9" / 228.6mm	5" / 127.0mm	.540" / 13.7mm	.065" / 1.7mm
1D-818047	.461" / 11.7mm	8" / 203.2mm	5" / 127.0mm	.671" / 17.0mm	.105" / 2.7mm

CARBIDE CORING TINES

1DC-629047	.390" / 9.9mm	9" / 228.6mm	5" / 127.0mm	.540" / 13.7mm	.065" / 1.7mm
------------	---------------	--------------	--------------	----------------	---------------

TORO SR®
(will fit)

(will fit) WIEDENMANN®

Deep Coring Tines



Quad Mount

Part #	Core Diameter	Total Length	Tube Length	Outside Diameter	Wall Thickness
--------	---------------	--------------	-------------	------------------	----------------

PREMIUM CORING TINES

1DW-376031	.266" / 6.8mm	6" / 152.4mm	5" / 127.0mm	.392" / 10.0mm	.063" / 1.6mm
------------	---------------	--------------	--------------	----------------	---------------



12mm Dimple Mount

PREMIUM CORING TINES

1DW-628147	.390" / 9.9mm	8.1" / 205.7mm	7" / 177.8mm	.540" / 13.7mm	.075" / 1.9mm
1DW-817347	.461" / 11.7mm	7.3" / 185.4mm	6" / 152.4mm	.671" / 17.0mm	.105" / 2.7mm
1DW-819347	.461" / 11.7mm	9.3" / 236.2mm	8" / 203.2mm	.671" / 17.0mm	.105" / 2.7mm

CARBIDE CORING TINES

1DCW-628447	.395" / 10.0mm	8.4" / 213.4mm	7.2" / 182.9mm	.535" / 13.6mm	.070" / 1.8mm
-------------	----------------	----------------	----------------	----------------	---------------



18mm Screw Mount

PREMIUM CORING TINES

1DW-8110770	.461" / 11.7mm	10.7" / 271.2mm	8" / 203.2mm	.671" / 17.0mm	.105" / 2.7mm
1DW-1012670	.606" / 15.4mm	12.7" / 322.6mm	10" / 254.0mm	.866" / 22.0mm	.130" / 3.3mm



VIPER DEEP CORING TINE

1DWW-526047	.418" / 10.6mm	6" / 152.4mm	4.7" / 119.4mm	.562" / 14.3mm	.072" / 1.8mm
1DWW-628147	.390" / 9.9mm	8.1" / 205.7mm	7" / 177.8mm	.540" / 13.7mm	.075" / 1.9mm

WIEDENMANN®
(will fit)

WIEDENMANN® (will fit)

WIEDENMANN® (will fit)

Solid Tines



5/16" Dimple Mount

Part #	Diameter	Length
2W-319031	.3125" / 7.9mm	9" / 228.6mm
2W-3111031	.3125" / 7.9mm	11.35" / 288.3mm

12mm Dimple Mount

2W-4710047	.500" / 12.7mm	9.61" / 244.1mm
2W-4712047	.500" / 12.7mm	12.16" / 308.9mm
2W-4714047	.500" / 12.7mm	14.12" / 358.6mm

18mm Screw Mount

2W-7010870	.750" / 19.1mm	10.75" / 273.1mm
2W-7013370	.750" / 19.1mm	13.25" / 336.6mm
2W-7012070G	.750" / 19.1mm	12" / 304.8mm
2W-1013370	1" / 25.4mm	13.25" / 336.6mm

for GXi

Deep Vent Tines

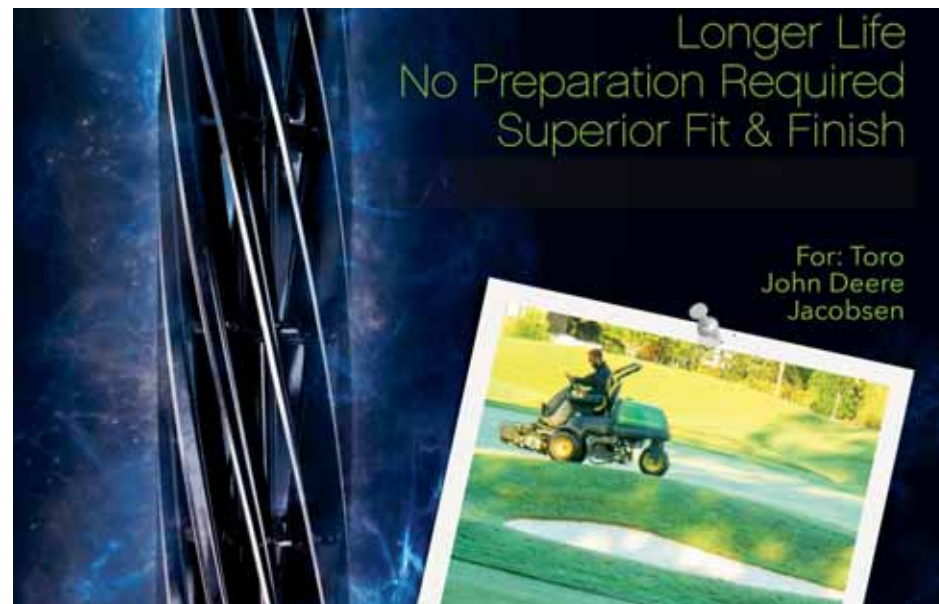


12mm Dimple Mount

2VW-759547	.750" / 19.1mm	9.5" / 241.3mm
------------	----------------	----------------



REELS



BEDKNIVES



We offer two lines of bedknives, an excellent **Standard** bedknife line and a premium **Phoenix** line for those who want exceptional hardness and durability. Our Standard line is a wonderful product with an unsurpassed price/performance profile. In short, value. We have optimized our production process so we can offer our Standard line, a top quality bedknife, at a bargain price.

But for those who demand the ultimate in durability, hardness, and longevity we have our Phoenix line. Phoenix bedknives have very exacting tolerances. Our Phoenix bedknives are made of a new, super-hardened alloy and are a step-change product with no equal in the turf industry. Indeed, we invite comparisons! Phoenix bedknives give a cut and longevity profile that is the best available anywhere! They are made of single piece construction so there is no wire or insert to peel off. Phoenix bedknives are especially designed to reduce drag and prevent scraping or scalping. Phoenix

bedknives will withstand more sharpening cycles than any other currently available bed knife. This technology is not easy or inexpensive so Phoenix bedknives command a premium price. Considering the very long life and exceptional cutting qualities our Phoenix line is an excellent value.



TORO® BEDKNIVES (will fit)

TORO® BEDKNIVES (will fit)

Part #	OEM P/N	Description	Holes	Min. Cut Height	Works On
--------	---------	-------------	-------	-----------------	----------

GREENS BEDKNIVES

32P-261-18	98-7261	Phoenix Super 18" Micro Cut Max Drag Clearance	11	0.098" / 2.49mm	Greensmaster 800, Flex 18/1800, eFlex 1800/1820
32-261	98-7261	18" Micro Cut	11	0.115" / 2.92mm	
32P-261	NA	Phoenix Super 21" Micro Cut Max Drag Clearance	13	0.098" / 2.49mm	Greensmaster 1000/2000, Flex 21/2100, eFlex 2100, Greensmaster 3000, 3100, 3200 Series SPA and DPA Cutting Units, Greensmaster 3300/3320/3400/3420 Tri Flex DPA Cutting Units
32P-262	93-4262	Phoenix 21" Micro Cut	13	0.098" / 2.49mm	
32P-303	108-4303	Phoenix Extended 21" Micro Cut	13	0.098" / 2.49mm	
32-262	93-4262	21" Micro-Cut	13	0.115" / 2.92mm	
32P-263	93-4263	Phoenix 21" Tournament Cut	13	0.115" / 2.92mm	
32-263	93-4263	21" Tournament	13	0.125" / 3.18mm	
32P-264	93-4264	Phoenix 21" Low Cut	13	0.135" / 3.43mm	
32-264	93-4264	21" Low-Cut	13	0.135" / 3.43mm	
32P-392	94-6392	Phoenix 21" High Cut	13	0.175" / 4.45mm	
32-015	93-9015	26" Low Cut	16	0.125" / 3.18mm	

TORO® BEDKNIVES (will fit)

TORO® BEDKNIVES (will fit)

Part #	OEM P/N	Description	Holes	Min. Cut Height	Works On
--------	---------	-------------	-------	-----------------	----------

FAIRWAY BEDKNIVES

32P-167	121-3167/ 130-4745	Phoenix 18" Low Cut Fairway	6	0.250" / 6.35mm	Reelmaster 3550D Edge Series DPA
32-396	94-6396	21" High Cut	7	0.135" / 3.43mm	Greensmaster 300-Series 4-Bolt Cutting Unit
32-610	63-8610	21" Fairway Cut	7	0.250" / 6.35mm	Reelmaster 223D/5100D/5200D/5300D/5400D
32-350	100-3350	21" High Cut "Heavy Duty"	7	0.375" / 9.53mm	
32P-096	108-9096	Phoenix Fairway 22" Low Cut	8	0.250" / 6.35mm	Reelmaster 5210/5410/5510/5610, 5500D/6500D/6700D SPA Cutting Unit-sand 6500D/6700D DPA Cutting Units
32-096	108-9096	22" Fairway Cut	8	0.375" / 9.53mm	
32-890	72-0480/ 59-5890	30" Fairway Cut	10	0.375" / 9.53mm	Reelmaster 335D/3500D/450D/4000D/4500D
32-079	94-5079	32" Low Cut	12	0.375" / 9.53mm	Reelmaster 216/216D/2000D/2300D/2600D/3100D and Grounds Pro 2000/2000D; SPA Cutting Units

BEDKNIFE SCREWS

32-4910	M57-4910	100 Bedknife Screws			
---------	----------	---------------------	--	--	--

JOHN DEERE® BEDKNIVES (will fit)

JOHN DEERE® BEDKNIVES (will fit)

Part #	OEM P/N	Description	Holes	Min. Cut Height	Works On
30P-944	MT6944	Phoenix 18" X-Cut Super Tournament	11	0.098" / 2.49mm	180 A/B/C / SL Walking Greens Mower and 18" QA5
30-846	MT4846	18" Tournament	11	0.115" / 2.92mm	
30P-351	MT7351	Phoenix 22" X-Cut Super Tournament Max Drag Clearance	13	0.098" / 2.49mm	Any 22" QA5, 2400 and 2700, 220 A/B/C/SL Walk-behind Greensmower, 2243 and 2500 Professional Greensmower, 3215A and 3235A Lightweight Fairway Mower, 7500 and 8500 Fairway Mower
30P-869	ET4869	Phoenix 22" X-Cut Super Tournament	13	0.098" / 2.49mm	
30P-868	ET4869	Phoenix 22" Standard-Cut Super Tournament	13	0.098" / 2.49mm	
30P-534	ET17534	Phoenix 22" X-Cut Tournament	13	0.115" / 2.92mm	
30-534	ET17534	22" Tournament	13	0.115" / 2.92mm	
30P-533	ET17533	Phoenix 22" X-Cut Standard	13	0.135" / 3.43mm	
30-533	ET17533	22" Standard	13	0.125" / 3.18mm	
30-532	ET17532	22" High Cut	13	0.135" / 3.43mm	
30-767	ET17767	22" Fairway	13	0.350" / 8.89mm	

JOHN DEERE® BEDKNIVES (will fit)

JOHN DEERE® BEDKNIVES (will fit)

Part #	OEM P/N	Description	Holes	Min. Cut Height	Works On
30P-928	MT1928	Phoenix 22" Standard Cut Fairway	9	0.240" / 6.10mm	3215A, 3235A, 3225C Lightweight Fairway Mower, 7700, 8700 Fairway Mower
30-751	ET17751	22" Standard	9	0.375" / 9.53mm	
30P-947	MT6947	Phoenix 26" Standard Cut	15	0.135" / 3.43mm	John Deere 260 B/C/SL, 260B/C Walk-Behind Greensmower
30-947	MT6947	26" Standard Bedknife	15	0.125" / 3.18mm	
30-946	MT6946	26" Fairway	15	0.189" / 4.80mm	
30-752	ET17752	26" Standard Fairway	10	0.375" / 9.53mm	2653/2653A Professional Utility Mower, 2700

BEDKNIFE SCREWS

30-7194	M21-7194	100 Bedknife Screws	Stainless Steel Screws		
30-5055		25 Bedknife Screws w/ Nut	Fairway mower screw and nut for 30P-928, 30-751 & 30-752		

JACOBSEN® BEDKNIVES (will fit)

JACOBSEN® BEDKNIVES (will fit)

Part #	OEM P/N	Description	Holes	Min. Cut Height	Works On
31-902	4118902	18" Medium Section	11	0.250" / 6.35mm	Eclipse 118/118F, GK518, SLF-1880
31-888	5002888	18" Super Tournament	11	0.125" / 3.18mm	
31-476	503476	19" Tournament	11	0.125" / 3.18mm	PGM 19
31-984	2810984	19" Super Tournament	11	0.115" / 2.92mm	
31P-887	5002887	22" Phoenix Super Tournament	13	0.098" / 2.49mm	Eclipse 122/122F; PGM22, GK522, E-Walk, GKIV (+), Eclipse 322, GKV, GKVI, GP400, G-Plax III
31-887	5002887	22" Super Tournament	13	0.115" / 2.92mm	
31P-479	503479	22" Phoenix Tournament	13	0.115" / 2.92mm	
31-479	503479	22" Tournament	13	0.125" / 3.18mm	
31-478	503478	22" Low Profile	13	0.135" / 3.43mm	
31-477	503477	22" High Profile	13	0.175" / 4.45mm	
31-460	503460	22" Heavy Section	13	0.325" / 8.26mm	GKV, GKVI, LF-128, LF-135, LF-550, LF-570, LF3400, LF3800, LF4675, LF4677
31-413	5000413	26" Low Profile	11	0.135" / 3.43mm	Eclipse 126, GK526
31-550	503550	30" Heavy Section	13	0.250" / 6.35mm	Tri King 30"

BEDKNIFE SCREWS

31-9138	100 Bedknife Screws	Stainless Steel Screws
---------	---------------------	------------------------

TORO® REELS (will fit)



TORO® REELS (will fit)

Part #	OEM P/N	Description	Works On
--------	---------	-------------	----------

TORO® MACHINES

32-R6097	93-6097 / 127-2182 / 132-7313 (EdgeSeries)	5" x 21", 11 Blade 12.7cm x 53.3cm, 11 Blade	Greensmaster 1000, 1010, and 2000 Intergral Cutting Units
32-R7635	107-7635 / 127-2176	5" x 21", 11 Blade 12.7cm x 53.3cm, 11 Blade	Greensmaster Flex 21 (2011 and older)
32-R4289	115-4289 / 127-2177	5" x 21", 14 Blade 12.7cm x 53.3cm, 14 Blade	
32-R4104	119-4104 / 127-2201 / 137-8512 (EdgeSeries Reel +)	5" x 21", 11 Blade 12.7cm x 53.3cm, 11 Blade	Greensmaster Flex / eFlex 2100 and 2120 (2012 and newer)
32-R4105	119-4105 / 127-2202 / 137-8513 (EdgeSeries Reel +)	5" x 21", 14 Blade 12.7cm x 53.3cm, 14 Blade	
32-R5792	105-5792 / 127-2194	5" x 21", 11 Blade 12.7cm x 53.3cm, 11 Blade	Greensmaster 3000, 3100, and 3200 DPA Cutting Units (2011 and older)
32-R0649	14-0649 / 130-0093	5" x 21", 8 Blade 12.7cm x 53.3cm, 8 Blade	Reelmaster 5200, 5300, and 5400 4 Bolt Cutting Units
32-R9071	108-9071 / 127-2065 / 137-8416 (Reel +)	5" x 22", 8 Blade 12.7cm x 55.9cm, 8 Blade	Reelmaster 5210 and 5410 DPA Cutting Units
32-R9073	108-9073 / 127-2084 / 137-8432 (Reel +)	7" x 22", 8 Blade 17.8cm x 55.9cm, 8 Blade	Reelmaster 5510, 5610, 6500, and 6700 DPA Cutting Units
32-R9074	108-9074 / 127-2085 / 137-8433 (Reel +)	7" x 22", 11 Blade 17.8cm x 55.9cm, 11 Blade	
32-R4337	94-4337 / 130-0095 / 137-8451 (Reel +)	7" x 22", 5 Blade 17.8cm x 55.9cm, 5 Blade	Reelmaster 6500 and 6700 SPA Cutting Units
32-R4338	94-4338 / 130-4114 / 137-8453	7" x 22", 11 Blade 17.8cm x 55.9cm, 11 Blade	
32-R9276	112-9276 / 127-2207	5" x 26", 11 Blade 12.7cm x 66.0cm, 11 Blade	Greensmaster 1600, 1610, and 2600 Intergral Cutting Units
32-R8275	115-8275 / 127-2094 / 133-8269	7" x 27", 8 Blade 17.8cm x 68.6cm, 8 Blade	Reelmaster 3100 and 7000 DPA Cutting Units
32-R3485	99-3485 / 130-4136	7" x 32", 8 Blade 17.8cm x 81.3cm, 8 Blade	Reelmaster 2000D, 3100D, 2600D, 2300D, 216

JOHN DEERE® REELS (will fit)



Part #	OEM P/N	Description	Works On
--------	---------	-------------	----------

JOHN DEERE® MACHINES

30-R2883	AMT2883	5" x 22", 7 Blade 12.7cm x 55.9cm, 7 Blade	2243 and 2500 Professional Greensmower; 3215A, 3235A, 7500, and 8500 Lightweight Fairway Mower
30-R2885	AMT2885	5" x 22", 11 Blade 12.7cm x 55.9cm, 11 Blade	
30-R2886	AMT2886	5" x 22", 11 Blade 12.7cm x 55.9cm, 11 Blade	180A, 220, 220A Walk-Behind Greensmower
30-R9350	TCA19350	5" x 22", 7 Blade 12.7cm x 55.9cm, 7 Blade	
30-R9351	TCA19351	5" x 22", 11 Blade 12.7cm x 55.9cm, 11 Blade	220 E-Cut Walk-Behind Greensmower; 2500B and 2500E Riding Greensmower; 7500 and 8500 Fairway Mower
30-R3621	TCA23621	5" x 22", 14 Blade 12.7cm x 55.9cm, 14 Blade	
30-R2893	AMT2893	7" x 22", 8 Blade 17.8cm x 55.9cm, 8 Blade	3215A/B, 3225B/C, 3235 A/B/C, 7700, and 8700 Lightweight Fairway Mowers
30-R2894	AMT2894	7" x 22", 10 Blade 17.8cm x 55.9cm, 10 Blade	
30-R9353	TCA19353	7" x 22", 8 Blade 17.8cm x 55.9cm, 8 Blade	7700 and 8700 Fairway Mower
30-R9354	TCA19354	7" x 22", 10 Blade 17.8cm x 55.9cm, 10 Blade	
30-R2871	AMT2871	7" x 26", 8 Blade 17.8cm x 66.0cm, 8 Blade	2653, 2653A, and 2653B Professional Utility Mower
30-R9356	TCA19356	7" x 26", 8 Blade 17.8cm x 66.0cm, 8 Blade	2653B and 7200 Trim and Surrounds Mower, 8900A Large Area Reel Mower

JACOBSSEN® REELS (will fit)



Part #	OEM P/N	Description	Works On
--------	---------	-------------	----------

JACOBSSEN® MACHINES

31-R3053	5003053	5" x 22", 7 Blade 12.7cm x 55.9cm, 7 Blade	Eclipse 322, GP400, G-Plex, and E-Plex; LF-128 (Left), LF-3400 (Left), LF-4675 (Left), LF-510 (Left), LF-550 (Left), and LF-550H (Left)
31-R3054	5003054	5" x 22", 7 Blade 12.7cm x 55.9cm, 7 Blade	GK 5 and GK 6 Electric; LF-128 (Right), LF-3400 (Right), LF-4675 (Right), LF-510 (Right), LF-550 (Right), and LF-550H (Right)
31-R3453	5003453	5" x 22", 11 Blade 12.7cm x 55.9cm, 11 Blade	Eclipse 322, GP400, G-Plex, and E-Plex; LF-128 (Left), LF-3400 (Left), LF-4675 (Left), LF-510 (Left), LF-550 (Left), and LF-550H (Left)
31-R3454	5003454	5" x 22", 11 Blade 12.7cm x 55.9cm, 11 Blade	GK 5 and GK 6 Electric; LF-128 (Right), LF-3400 (Right), LF-4675 (Right), LF-510 (Right), LF-550 (Right), and LF-550H (Right)
31-R0148	5000148	5" x 22", 11 Blade 12.7cm x 55.9cm, 11 Blade	GK 500-22"
31-R1101	5001101	5" x 22", 11 Blade 12.7cm x 55.9cm, 11 Blade	Eclipse 322, Eclipse 122F, G-Plex 3, E-Plex, GP400, GK 4 (Left, 2 required)
31-R1102	5001102	5" x 22", 11 Blade 12.7cm x 55.9cm, 11 Blade	GK 4 (Right, 1 required); GK 5 and GK 6
31-R3652	5003652	5" x 26", 7 Blade 12.7cm x 66.0cm, 7 Blade	GK 500-26"
31-R2087	5002087	7" x 26", 7 Blade 17.8cm x 66.0cm, 7 Blade	TR 3 26" (Left) and Tri King 26" (Left)
31-R2088	5002088	7" x 26", 7 Blade 17.8cm x 66.0cm, 7 Blade	TR 3 26" (Right) and Tri King 26" (Right)
31-R0472	2810472	7" x 22", 11 Blade 17.8cm x 55.9cm, 11 Blade	LF-135, LF-3407, LF-3800, LF4677, LF570, LF570H

ROTARY MOWER BLADES

ROTARY MOWER BLADES

Oregon #	OEM P/N	Machine	Length	Arbor
----------	---------	---------	--------	-------

TORO® MACHINES

OR94-052	107-0235-03	Toro 3500D/3505D/4000D/4500D/4700D	27" 68.6cm	1/2" 12.7mm
OR96-741	104-5183	Toro 3500D/3505D/4000D/4500D/4700D	27" 68.6cm	1/2" 12.7mm
OR94-045	92-5608	Toro 4000D/4100D/4110D/4300D	21 11/16" 55.1cm	1/2" 12.7mm
OR96-708	107-0241	Toro 4000D/4100D/4110D/4300D	21 11/16" 55.1cm	1/2" 12.7mm
OR94-055	105-7718 & 108-1114	Toro (60" cut) Turbo Force Deck	20 1/2" 52.1cm	5/8" 15.9mm
OR94-011	29-5530	Toro 72" cut Heavy Duty Left Hand	25" 63.5cm	3/4" 19.1mm
OR94-074	110-0621	Toro Groundsmaster 3280-D3320	24 1/2" 62.2cm	1/2" 12.7mm
OR94-071	110-0622 & 110-0624	Toro Groundsmaster 3280-D3320	24 1/2" 62.2cm	1/2" 12.7mm

Oregon #	OEM P/N	Machine	Length	Arbor
----------	---------	---------	--------	-------

JOHN DEERE® MACHINES

OR580823	TCU27401	John Deere 7400, 9009	27" 68.6cm	7/8" 22.2mm
OR580820	TCU27876	John Deere 7400, 9009	27" 68.6cm	7/8" 22.2mm
OR96-811	GC00175	John Deere 8800, 3245 Series	20.675" 52.4cm	3/8" 9.5mm
OR92-114	TCU15882	John Deere 1453 72" cut, 7-Iron deck	25" 63.5cm	7/8" 22.2mm
OR396-743	EPC201693 & M141669	John Deere 1453 72" cut, 7-Iron deck	25" 63.5cm	7/8" 22.2mm

Mulching Blades

Made by Oregon, Portland, OR USA

ROTARY MOWER BLADES

ROTARY MOWER BLADES

Oregon #	OEM P/N	Machine	Length	Arbor
----------	---------	---------	--------	-------

JACOBSEN® MACHINES

OR91-591	4137186	Jacobsen AR-5/522	22 5/16" / 56.7cm	1/2" / 12.7mm
OR91-364	JT391040	Jacobsen HR511, Right Hand cut, 3 Per Deck	23" / 58.4cm	1/2" / 12.7mm
OR91-363	JT391039	Jacobsen HR511, Left Hand cut, 4 Per Deck	23" / 58.4cm	1/2" / 12.7mm
OR96-795	4186852	Jacobsen HR511, Right Hand cut, 3 Per Deck	23" / 58.4cm	1/2" / 12.7mm
OR96-696	JT391039	Jacobsen HR511, Left Hand cut, 4 Per Deck	23" / 58.4cm	1/2" / 12.7mm

LASTEC® MACHINES

OR96-347	063265 & P322	Lastec 61" cut 2261/2661/2861/2961 and EF 100 Series	21" / 53.3cm	5/8" / 15.9mm
----------	------------------	---	--------------	---------------

Mulching Blades

Made by Oregon, Portland, OR USA

ROTARY MOWER BLADES

ROTARY MOWER BLADES

Oregon #	OEM P/N	Machine	Length	Arbor
----------	---------	---------	--------	-------

SCAG MACHINES

OR91-620		3 Blades for 48" Cut	16.5" 41.9cm	5/8" 15.9mm
OR91-622		Fits Tiger Cub, Wildcat, Turf Tiger and Freedom Z52" deck	18" 45.7cm	5/8" 15.9mm
OR96-344	48108, 481707, 481711, 48185	Also fits Bobcat and EXMARK, G3	18" 45.7cm	5/8" 15.9mm
OR596-344	48108, 481707, 481711, 48185	Also fits Bobcat and EXMARK, G3	18" 45.7cm	5/8" 15.9mm
OR91-626	481708 & 48111	3 Blades for 60" Cut	21" 53.3cm	5/8" 15.9mm
OR91-628	481708 & 48111	3 Blades for 60" Cut, High Lift	21" 53.3cm	5/8" 15.9mm
OR96-347		3 Blades for 60" Cut, G3	21" 53.3cm	5/8" 15.9mm
OR596-347		3 Blades for 60" Cut, G5	21" 53.3cm	5/8" 15.9mm

EXMARK MACHINES

OR792-025	103-6383	3 Blades for 60" Cut	20.5" 52.1cm	15/16" 23.8mm
OR792-031	103-6403	4 Blades for 60" Cut	20.5" 52.1cm	15/16" 23.8mm
OR792-030	103-6402	3 Blades for 52" Cut	18" 45.7cm	15/16" 23.8mm
OR791-264	103-2530	3 Blades for 60" Cut	20.5" 52.1cm	5/8" 15.9mm
OR91-183	103-6401	3 Blades for 48" Cut/2 Blades for 32" Cut	16.25" 41.3cm	5/8" 15.9mm

HUSTLER MACHINES

OR792-208		3 Blades for 54" Cut	18.5" 47cm	5/8" 15.9mm
OR96-319		G3	20.5" 52.1cm	5/8" 15.9mm

Mulching Blades

Made by Oregon, Portland, OR USA

OTHER AVAILABLE PRODUCTS

OTHER AVAILABLE RBI PRODUCTS

We are very proud to make available the following quality brands. If you wish to place an order, please provide the correct OEM part number and quantity for pricing to

sales@ceresturf.com



SPECIALTY PARTS

No-Snag Rake Prong

Part #	Number
4-175A	As required



Closed Spoon Tines



Part #	Description	Length	ID	OD	Wall
1E-757575	1 bolt mount	7.5" / 190.5mm	.550" / 15.0mm	.790" / 20.1mm	0.120" / 3.0mm
1E-108510	2 bolt mount	8.5" / 215.9mm	.550" / 15.0mm	.790" / 20.1mm	0.120" / 3.0mm

Star Verti-Cut Blade



4-SVCB2	Star Verti-Cut Blade for John Deere & Toro	5" w/ 1.125" Hex Hole 127mm w/ 28.6mm Hex Hole	1mm
4-MT6987	John Deere Fairway Verti-Cut Blade OEM MT6987	7" w/ 1.375" Hex Hole 177.8mm w/ 34.9mm Hex Hole	2.5mm

Socket Driver Tools




(SOCKET ONLY, WRENCH NOT INCLUDED)

Part #	Description
4S-D101	John Deere Mowers
4S-J101	Jacobsen Greensmower
4S-J102	Jacobsen Fairway Mowers
4S-T101	Toro

SPECIALTY PARTS

Grinding Wheels



Part #	Description	Diameter	Depth	Arbor
9GW211111	Dressing Stick for Vulcan Grinding Wheels			
4H-515	Herculean Grinding Wheel Arbor - Bernhard Anglemaster 1000/2000	5.0" 12.7cm	1.5" 38.1mm	0.75" 19.05mm
4H-612	Herculean Grinding Wheel Arbor - for Foley, Peerless, and Neary machines	6.0" 15.2cm	1.0" 25.4mm	1.25" 31.8mm
4H-6135	Herculean Grinding Wheel Arbor - Bernhard 4000, OEM A6507	6.0" 15.2cm	1.0" 25.4mm	1.38" 35mm
4H-6158	Herculean Grinding Wheel Arbor - Foley machines	6.0" 15.2cm	1.0" 25.4mm	0.625" 15.9mm
4H-6235	Herculean Grinding Wheel Arbor - Bernhard Anglemaster 3000/40000/4000DX	6.0" 15.2cm	2.0" 50.8mm	1.38" 35mm

Premium Lapping Compound

Part #	Description
4G-50	Premium Lapping Compound - 50 grit / 30 lbs.
4G-80	Premium Lapping Compound - 80 grit / 30 lbs.
4G-100	Premium Lapping Compound - 100 grit / 30 lbs.
4G-120	Premium Lapping Compound - 120 grit / 30 lbs.
4G-180	Premium Lapping Compound - 180 grit / 30 lbs.
4G-220	Premium Lapping Compound - 220 grit / 30 lbs.



SPECIALTY PARTS

Viper Hand Tool



Part #	Description
4-VHT	Viper Hand Tool with 10 each Viper Quad Tines, powder coated. Shipped with 1/8" MiniQuad or alternative 3/8" mount tine.
4-VHT-2	Viper Hand Tool with 10 each Viper Quad Tines, powder coated with 5" Viper Quad Tines, 10 each 1/8", 1/4", 3/8", 1/2" & 5/8"
4-VHT-3	Viper Hand Tool, powder coated with no tines

One-year warranty

WARRANTY

WARRANTY

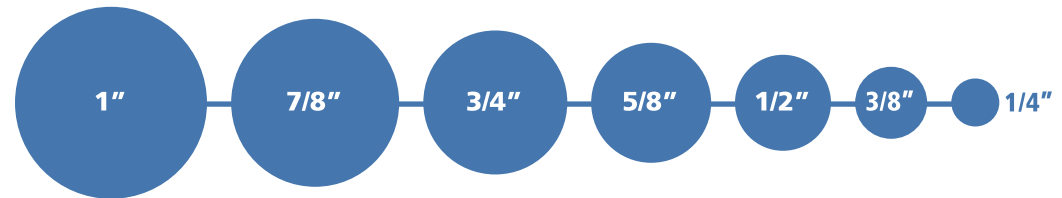
If a warranty issue is suspected, the first step is to save all the parts and packaging and then notify either the Ceres Turf Dealer or Distributor who sold you the parts or contact us directly at 1-866-929-9916 or 1-910-256-8974.

1. DO NOT try to return anything without an RA number! We will likely ask you to return the defective parts (and any unused parts) for testing. You must first receive a **RETURN AUTHORIZATION NUMBER** which must be displayed clearly on the outside of the box. If the part(s) are judged defective a full refund will be issued.
2. Save all packaging material.
3. Protect the suspect parts from any additional damage after use.
4. DO NOT RETURN ANY PARTS TO CTI WITHOUT an RA NUMBER!

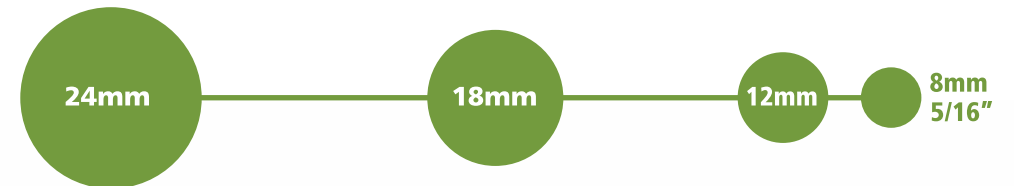
Please refer to our full Warranty Policy at: <http://www.ceresturf.com/product-warranty>

TINE MEASUREMENT

US Standard Sizes



Metric Sizes Deep Tine Mounts





CERES COTTAGE

PINEHURST, NC



PINEHURST, NORTH CAROLINA IS NOT JUST A LOCATION, BUT A PLACE WHERE DREAMS ARE WRAPPED IN TRADITION LIKE NO OTHER; THE HOME OF GOLF IN THE UNITED STATES. THERE IS A CONVERGENCE OF HISTORY, CUSTOM, SOUTHERN HOSPITALITY, AND ELEGANCE IN THE FINEST TRADITIONS OF GOLF. **CERES COTTAGE** IS IN **THE VILLAGE OF PINEHURST**, NC NESTLED AMID THE PINES ON HISTORIC **PINEHURST NUMBER SIX**. A PLACE WHERE DREAMS ARE MADE AND LOST...HOPES FULFILLED AND DASHED...SKILLS BUILT AND TESTED, ALL FOR THE LOVE OF THE GAME.

CERES TURF HAS TRIED TO ENCAPSULATE THE ESSENCE OF PINEHURST INTO A COTTAGE FOR OUR FRIENDS AND FAMILY. YOU ARE PART OF THE CERES TURF FAMILY IF YOU ARE AN AUTHORIZED DEALER REPRESENTATIVE OR CERES TURF CUSTOMER WHO VALUES THE QUALITY OF OUR PRODUCTS. WE HAVE TAKEN GREAT EFFORT TO CRAFT A COTTAGE WHERE FELLOWSHIP, COMRADERY, AND THE BONDS OF OLD AND JUST MADE FRIENDS ARE FORGED INTO MEMORIES FOR A LIFETIME. COME BE OUR GUEST AND EXPERIENCE THE OPTIMUM IN COMFORT, UNSURPASSED FOOD, PAMPERED ABUNDANCE, AND BUILD YOUR OWN MEMORIES AMID THE PINES.



YOU ARE INVITED TO STEP INTO THE CERES TURF FAMILY TRADITION AT **CERES COTTAGE** IF YOU WILL RESPECT OUR COTTAGE, THE VILLAGE, AND THE GAME OF GOLF.

FOR MORE INFORMATION, GO TO WWW.CERESCOTTAGE.COM

Robert Merritt





VIPER NOSE

Viper Hand Tool™

HAND AERIFIER

US & CANADA ONLY

(866)929-9916

TOLL FREE

+1 (910) 256-8974



- The only 'hand aerifier' that has *interchangeable* and *replaceable tines*
- Time saver for 'fill in' or small area applications
- Ideal for 'hot spots' at the end of cart paths, around ponds, in narrow spaces
- Easy tine replacement

SEE PAGE 40 FOR MORE INFORMATION



OREGON



VIPER NOSE

CTI

Ceres Turf, Inc.
P.O. Box 12447
Wilmington, NC 28405